

# albedor

thermo formed cabinet doors



[www.albedor.com.au](http://www.albedor.com.au)

effective 1st February 2015



# albedor

## our commitment to quality

Albedor Industries is an Australian family business which has been manufacturing quality cabinet doors and panels since 1979.

At Albedor, we've built our success on a simple philosophy: never compromise on quality and style.

The use of materials of excellent quality combined with the latest technology, enable Albedor to produce routed thermo formed doors of an exceptional standard.

Albedor is well known in the cabinet making industry for our stable lead times and consistent output. This makes it an attractive proposition for cabinet makers, builders and architects who need to know their products will be available as planned.

## our code of ethics

At all times, customers will receive prompt, courteous service, and value for money.

We aspire to provide the highest standard of design, workmanship and service.

We provide a safe and friendly work environment.

Strict adherence to recognised industry practices.

Constant commitment to design and product development.

For more information please refer to our website  
**[www.albedor.com.au](http://www.albedor.com.au)**



# guarantee



Albedor Industries Thermo Formed doors are covered by an express warranty in the terms below.

This warranty is provided by Albedor Industries Pty Ltd ("Albedor") ACN 007 136 521. The benefits under this warranty (including its express duration) are in addition to and not intended to limit any other rights or remedies of consumers under a law in relation to which the warranty relates.

Albedor Industries Pty Ltd warrants that the door product is substantially free from defects for a period of 7 years from the date of first installation of the door. To the extent permitted at law, and subject to the following paragraph, Albedor Industries will, at its election repair or replace goods that are defective.

Our goods come with guarantees that cannot be excluded under the Australian Consumer Law. You are entitled to replacement or refund for a "major failure" and compensation for any other reasonably foreseeable loss or damage. You are also entitled to have the goods repaired or replaced if goods fail to be of acceptable quality and the failure does not amount to a major failure.

The term "major failure" is defined in the Australian Consumer Law and includes but is not limited to where the goods are substantially unfit for the purpose for which such goods are commonly supplied and cannot easily and within a reasonable time be remedied to make them fit for such a purpose, or where the goods are unsafe.

The warranty does not cover defects or problems that arise due to you or any person installing the product (other than Albedor) causing the product to become of unacceptable quality, such as failure to take reasonable care of the product or damage caused by abnormal use or installation of the product.

*For warranty to be honoured you must:*

- Contact Albedor Industries by mail, phone or email as follows:  
7 Research Drive, Croydon South Vic 3136  
PO Box 1264 Croydon Vic 3136  
Ph: 03 9761 6330  
email: [albedor@albedor.com.au](mailto:albedor@albedor.com.au)
- Submit proof of purchase: and
- Bear the costs associated with making the warranty claim (such as the sending in of proof of purchase).

We will then make a determination as to refund, replacement or repair in accordance with the above.



# colours and finishes

Albedor offers a vast range of the latest colours and our range is regularly updated.

Please visit the Albedor website for the complete and current range of colours and finishes.

**[www.albedor.com.au](http://www.albedor.com.au)**

Gloss Gunmetal

Gloss Alabaster

Dakar Matt

Gloss Bouari Gold

Grey Oak

Nova Grey Matt

Satin Classic White

Mali Natural

Sandwood

Metallic Gloss

Latte

Hacienda Lime



# thermo formed cabinet doors

Albedor Thermo Formed doors provide the ultimate in reliable, durable and easy to clean surfaces with seamless edges in stylish finishes.

Albedor Thermo Formed doors are available in flat panel, routed, recessed and lineal designs.

Thermo Formed doors are available in a comprehensive range of finishes from plain, satin, matt, organics, fino, plain gloss, gloss metallic and gloss printed.

This brochure shows some of our most popular door designs. For Albedor's complete range of door designs and finishes please refer to our website.

**[www.albedor.com.au](http://www.albedor.com.au)**



door design: **holly** finish: **hacienda black**



inspire | select | create

door design: holly finish: hacienda black

# flat doors



Holly (2mm Pencil Round)



Kacey (5mm Pencil Round)



Kimberley (10mm Round)



Brooke (Chamfer)



Emma (Ogee)



Lisa (Classic)



Marie (Step Pencil Round)



Louise



Megan



Olivia







inspire | select | create

door design: holly finish: gloss white







Dorie Square



Alexandra Square ▲



Sarah Square



Angela Square

# routed doors



Madison Square



Mallory Square



Michelle Square



Simone Square



Alison Square



Chloe Square



Gemma Square



Kelly Square

The above designs are all available with Bolection Mould, Regency Lines and Tails options. Refer to the Variations page for examples.

Please note all door designs available as Arched profile except designs with Bolection Mould.

▲ Not available in gloss finish





inspire | select | create

door design: alison square finish: gloss classic white





door design: **alison square** finish: **satin white**



inspire | select | create

door design: sheree square finish: satin white



# recessed doors



Belinda Square ● ▲



Monique Square ● ▲



Rachel Square ● ▲



Sheree Square ▲



Belinda Square WL ● ▲



Monique Square WL ● ▲



Rachel Square WL ● ▲



Sheree Square WL ▲

The above designs are all available with Bolection Mould, Regency Lines and Tails options. Refer to the Variations page for examples.

Please note all door designs available as Arched profile except designs with Bolection Mould.


- ▲ Not available in gloss finish
- Not available in satin finish



Rachel Double Step ● ▲



Sheree Bolection Mould ▲



inspire | select | create

door design: sheree square finish: satin white





door design: sheree square WL (with lines) finish: antique white





inspire | select | create

door design: belinda square WL (with lines) and BM (bolecion mould) finish: antique white

# lineal doors



Carol



Cassandra



Tanya



Amy



Claire



Erin




Terrie



Faceline Vertical

▲ Not available in gloss finish





inspire | select | create

door design: belinda square BM (bolelection mould) finish: wiluna white



# variations



Double Arched - Kelly



Round - Belinda



Double Round - Michelle



Bolection Mould - Alison Square



Arched - Sarah



With Accent Lines - Michelle Square



With Lines - Dorie Square



With Regency Lines - Belinda Square



Karen



Elizabeth



With Tails - Madison Square



With Lines & Tails - Monique Square



▲ Not available in gloss finish

● Not available in satin finish

# drawers



**Type A –**  
Drawer set as  
one slice through



**Type B –**  
Drawer set as  
Individual



door design: **belinda square BM**  
(bolection mould) finish: **wiluna white**

## Type B Drawers

Please note: Height restrictions vary in relation to design profile when selecting individual Type B drawer bank.

Please note: Drawers are manufactured to match your selected profile.

# frames



**Colonial –**  
(Madison shown)



**Standard –**  
(Madison shown)



door design:  
**alison square**

finish:  
**satin white**

Please note: Frames are manufactured to match your selected profile.

# options

## DECORATIVE FLUTES



## CAP MOULDS




## DECORATIVE TRIM



## DECORATIVE KICKER



## FRET WORK



door design:  
**monique square**  
BM (bolection mould)  
finish: **antique white**

## Decorative Kicker

# Albedor Industries – Care & Cleaning



**To ensure the appearance of your Albedor Product is maintained to the highest standard, please follow these simple instructions.**

**Note:** Failure to follow any of the instructions will void warranty. **Important Note:** *Care Instructions sheet must be forwarded on to the end user.*

**Please Note:** All gloss and satin doors are covered by protective film - please remove slowly. Please ensure protective coating is removed within 2 months of door manufacture.

All Albedor products are manufactured from the highest quality materials and designed to provide years of trouble free service. Whilst products are made from a highly Moisture Resistant Medium Density Fibreboard (MRMDF) and as with any wood based panel, cannot be made totally waterproof, care should be taken to wipe up spills immediately, ensuring the doors are not exposed to high or continuous levels of moisture, steam and humidity.

## Light Stains

Wipe down using a damp cloth containing warm soapy water. Dry using a soft cloth so as not to leave any water on the door(s). Alternatively, spray surface with Vuplex Plastic Cleaner and Antistatic Polish and wipe over with a Microfibre Cloth.

True Reflections doors and panels can be polished with Albedor polishing liquid and a Microfibre cloth.

## Stubborn Stains

For stubborn stains eg. Ballpoint ink, a cotton bud soaked in methylated spirits can be used on the stain area and washed immediately again with warm soapy water.

To ensure that your Warranty will not be void, **DO NOT** use any of the following on doors: Abrasive Cleaners (eg. Ajax, Jif etc), Scouring Pads or Abrasive Papers, Solvents, Thinners, Turpentine (Turps), Ammonia, Bleach, Acetone, Mek, Windex and any other cleaning agents containing Organic Solvents or the above mentioned products.

**To ensure 100% customer satisfaction, please adhere to the following guidelines for Storage, Maintenance, Design and Installation.**

## Storage and Maintenance

- Care should be taken to avoid leaning large doors against the wall with other small doors leaning against it, this could cause additional bowing.
- When stacking doors they are to be stacked face to face.
- Care should be taken not to slide doors while hinging as this could scratch the face.
- The protective coating supplied on Albedor products should not be removed until installation is complete to reduce the chance of scratching or damaging.
- Avoid contact with sharp items and objects

## Design

Areas where products will be used should be designed so that they are not exposed to steam, direct heat or prolonged humidity. When designing a kitchen, care should be taken so that items are not positioned close to appliances that give off steam (ie. Water jugs) and heat (eg. Cupboard doors and panels close to a gas cooker).

## Installation

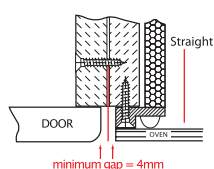
Flush Mounted and Under Bench Ovens with Front Panel Exhausts. Many ovens on the market do not have a fitted 'Baffle' surrounding the oven door, and excessive heat is convected

to the surrounding cabinetry and doors/panels.

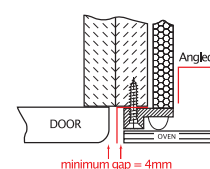
Albedor products are manufactured to meet current European Standards for heat resistance (UNI9242), which requires products to withstand a temperature of 70C for 4hours. When ovens convect heat greater than 70C, it can cause the face material to shrink back or peel away.

Heat deflector strips are available from Albedor Industries to be installed for ovens of this nature (see diagrams below). Failure to install heat deflectors in either method when required will void the warranty.

### Method 1



### Method 2



recommended). Hot plates should not be used without the rangehood exhaust fan being switched on. Retractable rangehoods must also be turned on and the panel pulled out to the full extension otherwise they convect heat through the sides and directly onto products.

Appliances such as electric fry pans and portable electric grills should only be used under an activated rangehood exhaust fan. Similarly toasters used in proximity can have the heat build up reduce by activating the exhaust fan. A cool down period is recommended after long use to prevent any heat build up close to doors and panels. Failure to use the rangehood or follow any of the above guidelines will void the warranty on Albedor products.

## Use of Melamine Materials for Panels

Please note that when matching different materials such as Melamine Board with Albedor products variations may occur in colour, finish and UV stability. We recommend that where possible, Albedor products are used throughout an installation to achieve a perfect match.

## Cooktops and Rangehoods

Products should not be installed in close proximity (less than 650mm) to a cooktop. When products are installed around a cooktop in accordance with above, a 900mm DUCTED rangehood exhaust should be installed (recirculating rangehoods are not



